



STUDENT FEEDBACK REPORT
Dr. B.K.B. College, Puranigudam
Session: 2016-2017

This questionnaire has been designed by the IQAC, Dr. B.K.B. College to seek a feedback on syllabus and curriculum development from the student to strengthen the quality of teaching-learning environment and to look for opportunities to improve teacher's performance in classroom engagement with students to bring excellence in teaching and learning.

Please evaluate the course, faculty member and departmental library on a rating scale of 1-5 by encircling the desired number. (1 = Poor, 2 = Average, 3 = Good, 4 = Very Good and 5 = Excellent)

Data are collected from 110 students of 2nd, 4th and 6th Semesters.

(If the student filling the form has less than 65% attendance he/she is requested not to fill the form)

(A) FEEDBACK ON COURSES AND CURRICULAM:

| Sl. No | Feedback on Courses & CURRICULAM (1 is Minimum & 5 is Maximum) | Assamese Dept. (Average Rank) | English Dept. (Average Rank) | Economics Dept. (Average Rank) | Education Department (Average Rank) | Geography Department (Average Rank) | History Department (Average Rank) | Pol. Science Department (Average Rank) | Sociology Department (Average Rank) | Sattriya Dance Department (Average Rank) | Psychology Department (Average Rank) |
|--------|---|-------------------------------|------------------------------|--------------------------------|-------------------------------------|-------------------------------------|-----------------------------------|--|-------------------------------------|--|--------------------------------------|
| 1 | Your teacher covered and completed the Syllabus as designed by the University in time | 4.4 | 4.5 | 4.5 | 4.4 | 4.5 | 4.2 | 4.0 | 4.2 | 4.3 | 4.1 |
| 2 | Your teacher refers to relevant resources and latest development in the field of subject | 4.2 | 4.4 | 4.4 | 4.2 | 4.3 | 4.0 | 4.2 | 4.1 | 4.2 | 4.1 |
| 3 | Skill of your teachers linking subjects to real life experiences and creating interest in the subject | 4.3 | 4.4 | 4.6 | 4.3 | 4.3 | 4.2 | 4.1 | 4.2 | 4.2 | 4.3 |
| 4 | Your teacher uses Audio Visual Teaching Aids in the classes | 2.8 | 3.6 | 3.8 | 3.9 | 3.9 | 2.6 | 2.4 | 2.1 | 2.4 | 2.1 |

| | | | | | | | | | | | |
|----|---|-----|-----|-----|-----|-----|-----|-----|-----|-----|-----|
| 5 | Classroom teaching increased your interest in the subject | 4.4 | 4.7 | 4.8 | 4.7 | 4.5 | 4.4 | 4.4 | 4.6 | 4.4 | 4.4 |
| 6 | Overall quality of teaching and interaction | 4.4 | 4.6 | 4.5 | 4.3 | 4.4 | 4.4 | 4.1 | 4.2 | 4.2 | 4.2 |
| 7 | Fairness in marking in Sessional Examinations | 4.6 | 4.7 | 4.7 | 4.6 | 4.7 | 4.7 | 4.5 | 4.5 | 4.6 | 4.7 |
| 8 | Extra Classes are Held | 4.1 | 4.5 | 4.5 | 4.3 | 4.4 | 4.4 | 4.1 | 4.1 | 4.2 | 4.0 |
| 9 | Co-operation to solve academic and personal problems | 4.5 | 4.7 | 4.7 | 4.5 | 4.6 | 4.7 | 4.2 | 4.6 | 4.6 | 4.6 |
| 10 | Helps students in developing professional skills and realizing career goals | 4.2 | 4.7 | 4.7 | 4.1 | 4.3 | 4.5 | 4.0 | 4.0 | 4.3 | 4.1 |
| 11 | Punctuality in the Class | 4.5 | 4.5 | 4.6 | 4.5 | 4.4 | 4.4 | 4.3 | 4.3 | 4.3 | 4.4 |
| 12 | Regularity in the Classes | 4.4 | 4.7 | 4.7 | 4.5 | 4.6 | 4.4 | 4.1 | 4.4 | 4.5 | 4.4 |
| 13 | Departmental Library Facilities | 4.3 | 4.2 | 4.6 | 4.4 | 4.5 | 4.4 | 4.2 | 2.4 | 2.5 | 2.2 |
| 14 | Satisfaction level regarding the class routine design | 3.8 | 3.6 | 3.6 | 4.0 | 4.0 | 4.1 | 4.0 | 3.8 | 3.7 | 3.2 |
| 15 | *Practical Classes are given equal importance to | | | | 4.6 | 4.7 | | | | 4.5 | 4.5 |
| 16 | Syllabus is overloaded and hence rushed with in class | 4.0 | 3.9 | 3.8 | 4.0 | 3.7 | 3.9 | 3.8 | 3.4 | 3.5 | 3.4 |

*Only for those students who have Practical Papers

(B) FEEDBACK ON INSTITUTIONAL SUPPORT/FACILITIES:

| Sl. No | Feedback on Institutional Support (1 is Minimum & 5 is Maximum) | 1 (Poor) | 2 (Average) | 3 (Good) | 4 (Very Good) | 5 (Excellent) |
|--------|---|----------|-------------|----------|---------------|---------------|
| 1 | Overall impact of college on Student Life | 04 | 14 | 20 | 61 | 11 |
| 2 | Canteen Facilities | 20 | 39 | 40 | 10 | 01 |
| 3 | Toilet Facilities | 11 | 30 | 44 | 22 | 03 |
| 4 | Drinking Water Facilities | 18 | 30 | 43 | 15 | 04 |
| 5 | Cleanliness of your College Campus | 01 | 10 | 27 | 60 | 12 |
| 6 | Central Library Facilities | 03 | 16 | 29 | 50 | 12 |

| | | | | | | |
|----|---|----|----|----|----|----|
| 7 | Staff of the Library are cooperative and Helpful | 01 | 09 | 25 | 71 | 04 |
| 8 | Available books are relevant for your course contents | 08 | 19 | 36 | 43 | 04 |
| 9 | Office staff are cooperative and Helpful | 02 | 10 | 30 | 63 | 05 |
| 10 | Boys/ Girls Common Room Facilities | 10 | 09 | 21 | 67 | 03 |
| 11 | Sports Facilities | 15 | 13 | 36 | 41 | 05 |
| 12 | Quality Food provided in the Canteen | 09 | 18 | 39 | 43 | 01 |
| 13 | Display of New Arrivals: Books, Magazines, etc. | 20 | 19 | 42 | 27 | 02 |



(Mr. Jatin Sharma)
 IQAC, Coordinator
 Dr. B.K.B. College, Puranigudam

**IQAC
 Coordinator
 Dr. B.K.B. College
 Puranigudam,
 Nagaon :: Assam**

(Dr. Bhupen Saikia)
 Principal and IQAC, Chairperson
 Dr. B.K.B. College, Puranigudam

**Principal
 Dr. B.K.B. College
 Puranigudam
 Nagaon (Assam)**

PARENTS' FEEDBACK REPORT
Dr. B.K.B. College, Puranigudam
Session: 2016-2017





This questionnaire has been designed by the IQAC, Dr. B.K.B. College to seek a feedback from the Parents of students to reinforce the quality of teaching-learning environment in the college.

Please evaluate the quality of teaching, infrastructures and other facilities provided by the college on a rating scale of 1-5 by encircling the desired number. (1 = Poor, 2 = Average, 3 = Good, 4 = Very Good and 5 = Excellent)


Data are collected from 110 parents of students of 2nd, 4th and 6th Semesters.

| Sl. No | Feedback on Facilities available in the college (1 is Minimum & 5 is Maximum) | 1 (Poor) | 2 (Average) | 3 (Good) | 4 (Very Good) | 5 (Excellent) |
|--------|---|----------|-------------|----------|---------------|---------------|
| 1 | Overall available Infrastructure in the College | 08 | 20 | 54 | 27 | 01 |
| 2 | Administrative Office Support and Response | 06 | 17 | 53 | 28 | 06 |
| 3 | Field Trips and other Trips | 09 | 21 | 40 | 33 | 07 |
| 4 | Exposure to Extra Curricular/inter Collegiate activities | 12 | 30 | 28 | 36 | 04 |
| 5 | Approachability & Sensitivity of Faculties | 00 | 13 | 15 | 69 | 13 |
| 6 | Class Tests and Examination Conducted | 00 | 14 | 20 | 48 | 28 |
| 7 | Quality of Teaching | 00 | 09 | 14 | 70 | 17 |
| 8 | Library Facilities | 04 | 13 | 20 | 62 | 11 |
| 9 | Canteen Facilities and Food Quality | 18 | 37 | 38 | 12 | 05 |
| 10 | Class Routine of the College | 03 | 17 | 30 | 47 | 13 |
| 11 | Toilet Facilities | 12 | 18 | 60 | 19 | 01 |
| 12 | Drinking Water Facilities | 20 | 27 | 48 | 13 | 02 |
| 13 | Overall cleanliness of the College Campus | 02 | 11 | 26 | 61 | 10 |


(Mr. Jatin Sharma)
 IQAC, Coordinator
 Dr. B.K.B. College, Puranigudam
 Nagaon :: Assam


(Dr. Bhupen Saikia)
 Principal and IQAC, Chairperson
 Dr. B.K.B. College, Puranigudam
 Nagaon (Assam)

ALUMNI FEEDBACK REPORT
Dr. B.K.B. College, Puranigudam
Session: 2016-2017



This questionnaire has been designed by the IQAC, Dr. B.K.B. College to seek a feedback from the alumni to support the quality of teaching-learning environment in the college.

Please evaluate the quality of facilities provided by the college on a rating scale of 1-5 by encircling the desired number. **(1 = Poor, 2 = Average, 3 = Good, 4 = Very Good and 5 = Excellent).**

Data are collected from 100 numbers of alumni of the college.

| Sl. No | Feedback on Facilities available in the college (1 is Minimum & 5 is Maximum) | 1 (Poor) | 2 (Average) | 3 (Good) | 4 (Very Good) | 5 (Excellent) |
|--------|---|----------|-------------|----------|---------------|---------------|
| 1 | Overall available Infrastructure in the College | 04 | 16 | 53 | 27 | 00 |
| 2 | Alumni Association | 01 | 11 | 36 | 48 | 04 |
| 3 | Overall cleanliness of the College Campus | 01 | 08 | 28 | 52 | 11 |
| 4 | Support of Faculty & Office Staff | 00 | 08 | 14 | 60 | 18 |
| 5 | Quality of Teaching | 00 | 09 | 16 | 58 | 17 |
| 6 | Library Facilities | 04 | 14 | 20 | 52 | 10 |
| 7 | Canteen Facilities and Food Quality | 19 | 31 | 43 | 07 | 00 |
| 8 | Toilet Facilities | 13 | 21 | 46 | 20 | 00 |
| 9 | Drinking Water Facilities | 22 | 22 | 46 | 10 | 00 |
| 10 | Support and guidance of Carrier Guidance Cell in your Placement/Higher Education | 02 | 10 | 39 | 42 | 07 |
| 11 | Support and guidance of your teachers and office staff in your Placement/Higher Education | 03 | 12 | 30 | 42 | 13 |

(Mr. Jatin Sharma)
 IQAC, Coordinator
 Dr. B.K.B. College, Puranigudam
 Nagaon :: Assam

(Dr. Bhupen Saikia)
 Principal and IQAC, Chairperson
 Dr. B.K.B. College, Puranigudam
 Nagaon (Assam)